

COMMUNITY FOUNDATION FOR NORTHEAST MICHIGAN

As of: September 30, 2015

State of the Foundation

| Financial Information | | |
|------------------------------------|---------------------|---------------|
| Total Assets as of: September 2014 | | |
| September-15 | \$35,200,481 | -7.05% |
| June-15 | \$37,868,880 | +0.43% |
| March-15 | \$37,705,490 | +3.15% |
| December-14 | \$36,552,302 | +1.53% |
| September-14 | \$36,002,820 | |

| Key Items to Note | | |
|----------------------------|------------------|---------------|
| Women's Giving Circle Fund | | |
| September-15 | \$490,166 | -6.91% |
| June-15 | \$526,528 | -0.51% |
| March-15 | \$529,230 | 1.83% |
| December-14 | \$519,699 | +3.71% |
| September-14 | \$501,117 | |

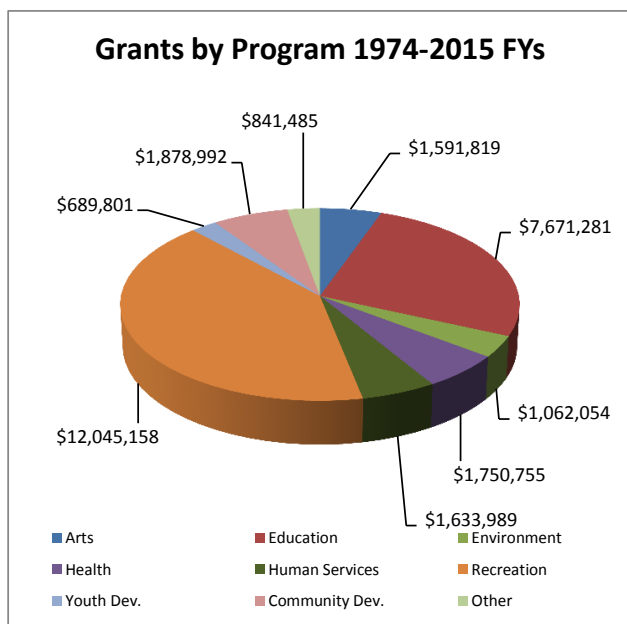
| New Funds Opened | |
|-------------------------|------------|
| 1974-2015 Fiscal Years | |
| 1974-2000 | 175 |
| 2001 | 38 |
| 2002 | 14 |
| 2003 | 20 |
| 2004 | 20 |
| 2005 | 20 |
| 2006 | 25 |
| 2007 | 17 |
| 2008 | 11 |
| 2009 | 12 |
| 2010 | 14 |
| 2011 | 29 |
| 2012 | 6 |
| 2013 | 9 |
| 2014 | 17 |
| 2015 | 17 |
| Total # of Funds | 444 |

| Contribution History | |
|----------------------|----------------------|
| 1974-2015 | |
| 1974-2000 | \$ 16,444,415 |
| 2001 | \$ 1,629,478 |
| 2002 | \$ 981,847 |
| 2003 | \$ 1,484,129 |
| 2004 | \$ 2,940,215 |
| 2005 | \$ 5,442,282 |
| 2006 | \$ 1,121,682 |
| 2007 | \$ 828,947 |
| 2008 | \$ 1,239,365 |
| 2009 | \$ 1,398,030 |
| 2010 | \$ 1,096,639 |
| 2011 | \$ 877,420 |
| 2012 | \$ 1,664,593 |
| 2013 | \$ 2,056,941 |
| 2014 | \$ 5,691,862 |
| 2015 | \$ 2,010,404 |
| Total | \$ 46,908,249 |

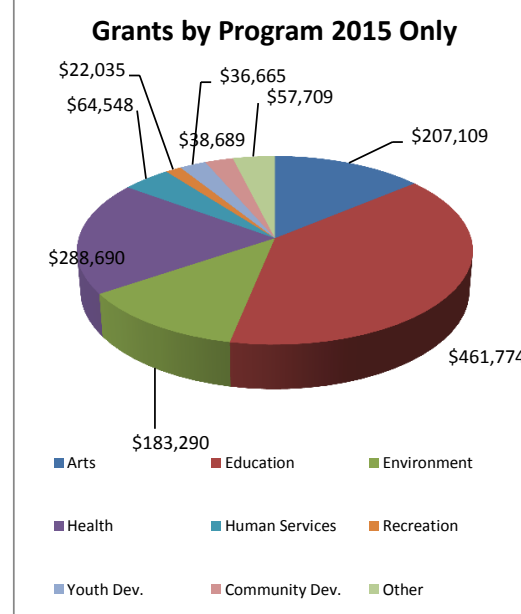
| Contributions | | | |
|------------------|---------------------|-------------|----------------|
| 2015 Fiscal Year | | | |
| | Dollars | # | % of \$ |
| CFNEM | \$ 860,116 | 3,037 | 42.78% |
| NCMCF | 811,060 | 290 | 40.34% |
| SACF | 109,039 | 331 | 5.42% |
| ICCF | 230,189 | 242 | 11.45% |
| Total | \$ 2,010,404 | 3900 | 100.00% |

| Grants Approved | | | |
|------------------|---------------------|------------|----------------|
| 2014 Fiscal Year | | | |
| | Dollars | # | % of \$ |
| CFNEM | \$ 806,290 | 480 | 55.12% |
| NCMCF | 122,579 | 137 | 8.38% |
| SACF | 67,110 | 66 | 4.59% |
| ICCF | 466,723 | 54 | 31.91% |
| Total | \$ 1,462,703 | 737 | 100.00% |

| TOTAL GRANTS BY PROGRAM | | |
|--------------------------|-----------|-------------------|
| 1974 - 2015 Fiscal Years | | |
| Program | Amount | |
| Arts | \$ | 1,591,819 |
| Education | \$ | 7,671,281 |
| Environment | \$ | 1,062,054 |
| Health | \$ | 1,750,755 |
| Human Services | \$ | 1,633,989 |
| Recreation | \$ | 12,070,868 |
| Youth Dev. | \$ | 689,801 |
| Community Dev. | \$ | 1,961,883 |
| Other | \$ | 841,485 |
| Total | \$ | 29,273,935 |



| TOTAL GRANTS BY PROGRAM | | |
|---------------------------------|--------|---------|
| 2015 Fiscal Year Sept. 30, 2015 | | |
| Program | Amount | |
| Arts | \$ | 207,109 |
| Education | \$ | 582,325 |
| Environment | \$ | 183,290 |
| Health | \$ | 288,690 |
| Human Services | \$ | 66,799 |
| Recreation | \$ | 22,035 |
| Youth Dev. | \$ | 36,665 |
| Community Dev. | \$ | 38,689 |
| Other | \$ | 57,709 |



COMMUNITY FOUNDATION FOR NORTHEAST MICHIGAN

As of: September 30, 2015

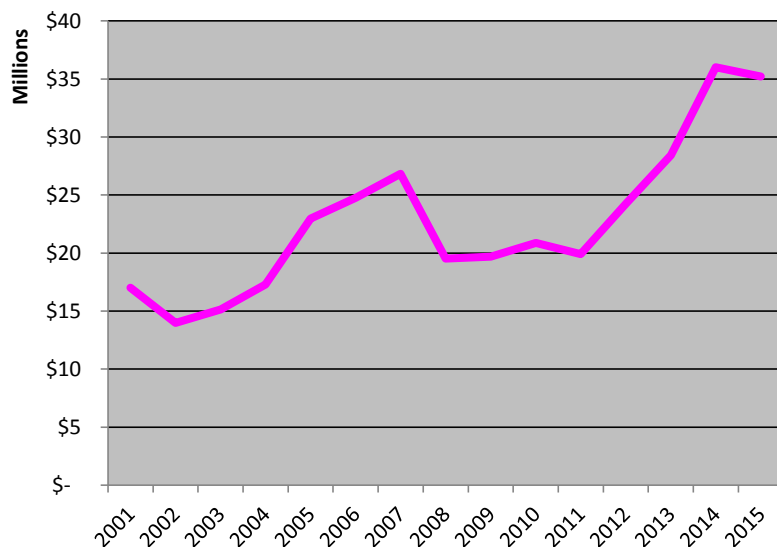
State of the Foundation

Growth History

Total Assets 15 year history

| | | |
|------|----|------------|
| 2001 | \$ | 17,001,146 |
| 2002 | \$ | 13,970,675 |
| 2003 | \$ | 15,150,827 |
| 2004 | \$ | 17,277,859 |
| 2005 | \$ | 22,968,969 |
| 2006 | \$ | 24,765,922 |
| 2007 | \$ | 26,836,442 |
| 2008 | \$ | 19,521,589 |
| 2009 | \$ | 19,689,625 |
| 2010 | \$ | 20,859,468 |
| 2011 | \$ | 19,894,350 |
| 2012 | \$ | 24,245,962 |
| 2013 | \$ | 28,418,210 |
| 2014 | \$ | 36,002,820 |
| 2015 | \$ | 35,200,481 |

Asset Growth (most recent 15 years)



Endowed vs. Unendowed Funds

| | | | | |
|-----------------|------------|-----------|-------------------|----------------|
| Endowed Funds | 366 | \$ | 30,398,767 | 86.71% |
| Unendowed Funds | 78 | \$ | 4,659,541 | 13.29% |
| Total | 444 | \$ | 35,058,308 | 100.00% |

Summary of Funds

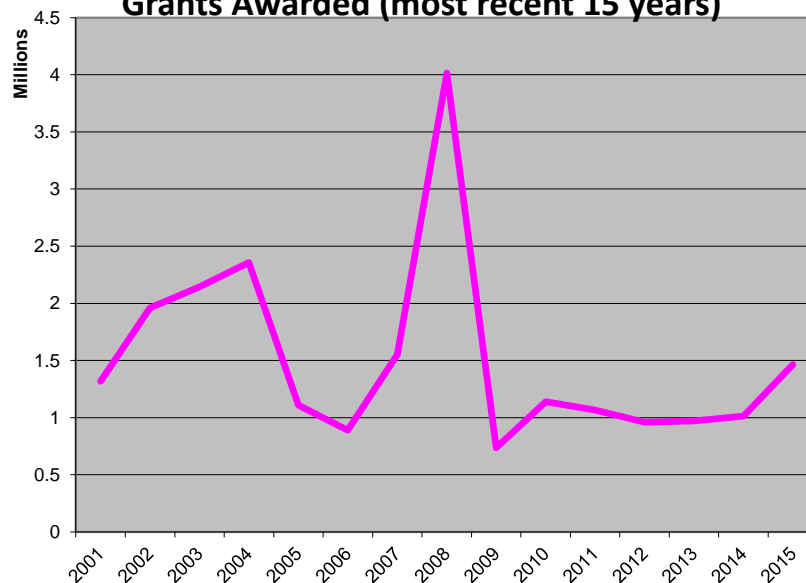
| Type of Funds: | # of funds | Amount of Funds | % of \$ |
|-------------------------|------------|---------------------|----------------|
| Unrestricted Funds | 24 | \$3,006,620 | 8.58% |
| Donor Advised Funds | 35 | \$1,179,489 | 3.36% |
| Designated Funds | 129 | \$13,199,247 | 37.65% |
| Field of Interest Funds | 34 | \$3,440,649 | 9.81% |
| Agency Funds | 75 | \$3,683,377 | 10.51% |
| Scholarship Funds | 136 | \$8,735,443 | 24.92% |
| Split Interest Funds | 11 | \$1,813,483 | 5.17% |
| Total | 444 | \$35,058,308 | 100.00% |

Grant History

Total Grants 15 year history

| | | |
|------|----|-----------|
| 2001 | \$ | 1,317,527 |
| 2002 | \$ | 1,960,605 |
| 2003 | \$ | 2,143,990 |
| 2004 | \$ | 2,356,497 |
| 2005 | \$ | 1,109,062 |
| 2006 | \$ | 890,450 |
| 2007 | \$ | 1,550,817 |
| 2008 | \$ | 4,015,562 |
| 2009 | \$ | 734,804 |
| 2010 | \$ | 1,138,486 |
| 2011 | \$ | 1,065,348 |
| 2012 | \$ | 960,070 |
| 2013 | \$ | 972,268 |
| 2014 | \$ | 1,013,257 |
| 2015 | \$ | 1,462,703 |

Grants Awarded (most recent 15 years)



SUMMARY OF FUNDS

