

# COMMUNITY FOUNDATION FOR NORTHEAST MICHIGAN

As of: September 30, 2015

## State of the Foundation

Financial Information		
Total Assets as of: September 2014		
September-15	<b>\$35,200,481</b>	<b>-7.05%</b>
June-15	<b>\$37,868,880</b>	<b>+0.43%</b>
March-15	<b>\$37,705,490</b>	<b>+3.15%</b>
December-14	<b>\$36,552,302</b>	<b>+1.53%</b>
September-14	<b>\$36,002,820</b>	

Key Items to Note		
Women's Giving Circle Fund		
September-15	<b>\$490,166</b>	<b>-6.91%</b>
June-15	<b>\$526,528</b>	<b>-0.51%</b>
March-15	<b>\$529,230</b>	<b>1.83%</b>
December-14	<b>\$519,699</b>	<b>+3.71%</b>
September-14	<b>\$501,117</b>	

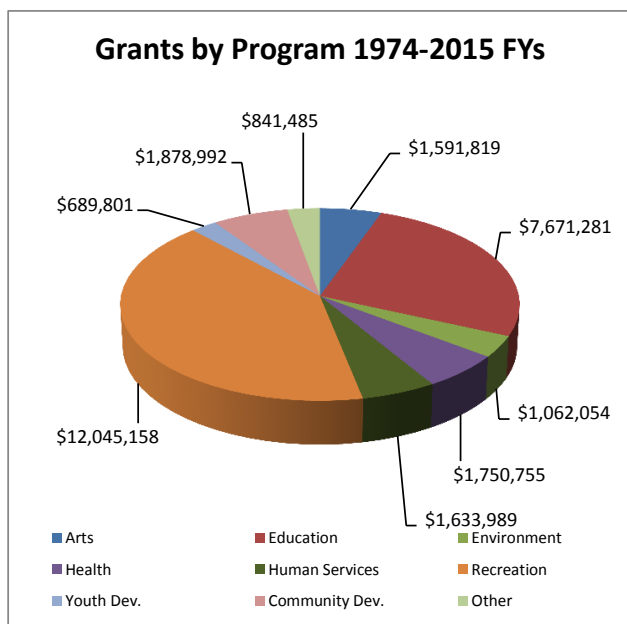
New Funds Opened	
1974-2015 Fiscal Years	
1974-2000	175
2001	38
2002	14
2003	20
2004	20
2005	20
2006	25
2007	17
2008	11
2009	12
2010	14
2011	29
2012	6
2013	9
2014	17
2015	17
<b>Total # of Funds</b>	<b>444</b>

Contribution History	
1974-2015	
1974-2000	\$ 16,444,415
2001	\$ 1,629,478
2002	\$ 981,847
2003	\$ 1,484,129
2004	\$ 2,940,215
2005	\$ 5,442,282
2006	\$ 1,121,682
2007	\$ 828,947
2008	\$ 1,239,365
2009	\$ 1,398,030
2010	\$ 1,096,639
2011	\$ 877,420
2012	\$ 1,664,593
2013	\$ 2,056,941
2014	\$ 5,691,862
2015	\$ 2,010,404
<b>Total</b>	<b>\$ 46,908,249</b>

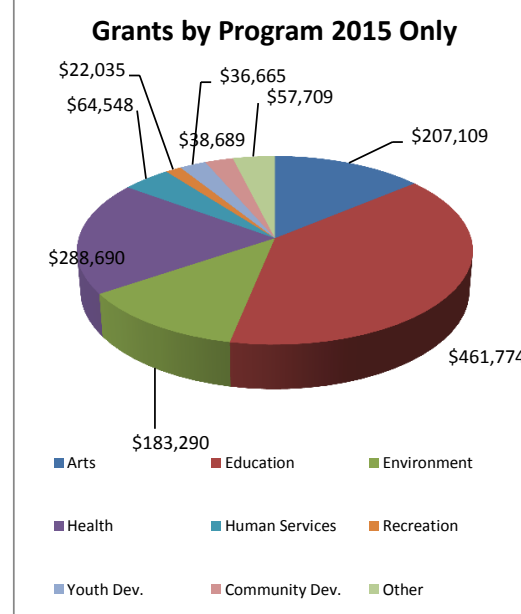
Contributions			
2015 Fiscal Year			
	Dollars	#	% of \$
CFNEM	\$ 860,116	3,037	42.78%
NCMCF	811,060	290	40.34%
SACF	109,039	331	5.42%
ICCF	230,189	242	11.45%
<b>Total</b>	<b>\$ 2,010,404</b>	<b>3900</b>	<b>100.00%</b>

Grants Approved			
2014 Fiscal Year			
	Dollars	#	% of \$
CFNEM	\$ 806,290	480	55.12%
NCMCF	122,579	137	8.38%
SACF	67,110	66	4.59%
ICCF	466,723	54	31.91%
<b>Total</b>	<b>\$ 1,462,703</b>	<b>737</b>	<b>100.00%</b>

TOTAL GRANTS BY PROGRAM		
1974 - 2015 Fiscal Years		
Program	Amount	
Arts	\$	1,591,819
Education	\$	7,671,281
Environment	\$	1,062,054
Health	\$	1,750,755
Human Services	\$	1,633,989
Recreation	\$	12,070,868
Youth Dev.	\$	689,801
Community Dev.	\$	1,961,883
Other	\$	841,485
<b>Total</b>	<b>\$</b>	<b>29,273,935</b>



TOTAL GRANTS BY PROGRAM		
2015 Fiscal Year Sept. 30, 2015		
Program	Amount	
Arts	\$	207,109
Education	\$	582,325
Environment	\$	183,290
Health	\$	288,690
Human Services	\$	66,799
Recreation	\$	22,035
Youth Dev.	\$	36,665
Community Dev.	\$	38,689
Other	\$	57,709



# COMMUNITY FOUNDATION FOR NORTHEAST MICHIGAN

As of: September 30, 2015

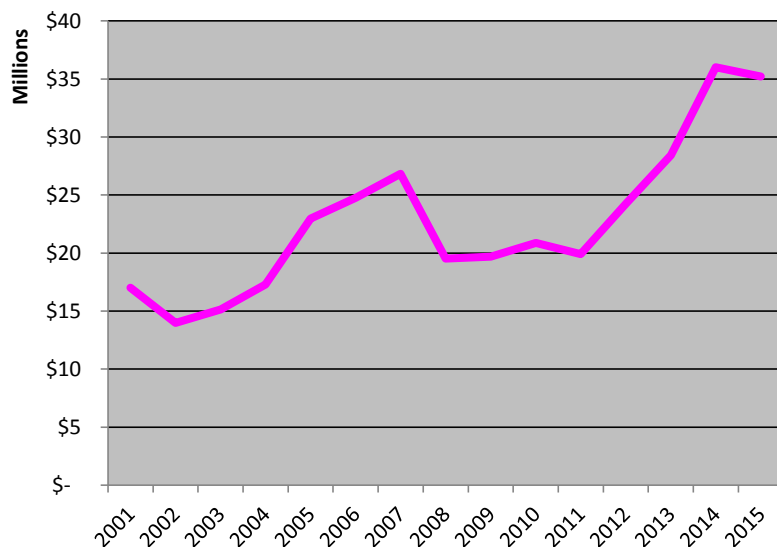
## State of the Foundation

### Growth History

#### Total Assets 15 year history

2001	\$	17,001,146
2002	\$	13,970,675
2003	\$	15,150,827
2004	\$	17,277,859
2005	\$	22,968,969
2006	\$	24,765,922
2007	\$	26,836,442
2008	\$	19,521,589
2009	\$	19,689,625
2010	\$	20,859,468
2011	\$	19,894,350
2012	\$	24,245,962
2013	\$	28,418,210
2014	\$	36,002,820
2015	\$	35,200,481

### Asset Growth (most recent 15 years)

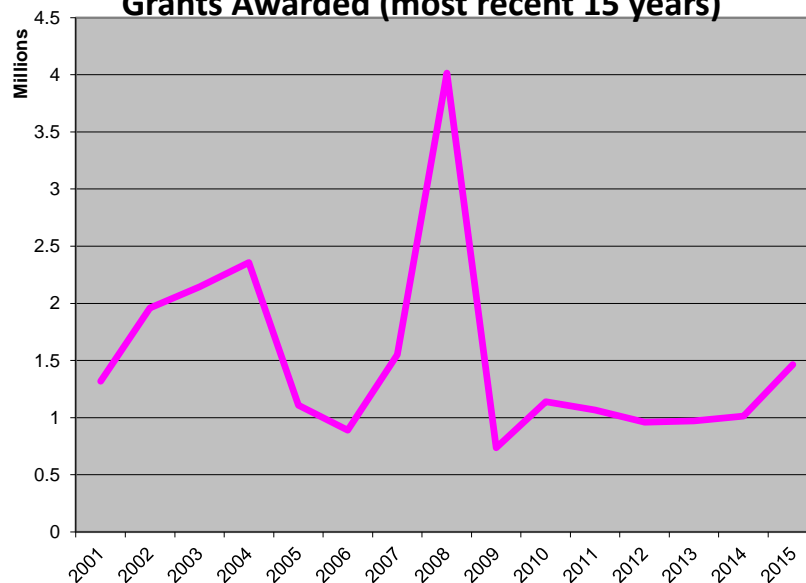


### Grant History

#### Total Grants 15 year history

2001	\$	1,317,527
2002	\$	1,960,605
2003	\$	2,143,990
2004	\$	2,356,497
2005	\$	1,109,062
2006	\$	890,450
2007	\$	1,550,817
2008	\$	4,015,562
2009	\$	734,804
2010	\$	1,138,486
2011	\$	1,065,348
2012	\$	960,070
2013	\$	972,268
2014	\$	1,013,257
2015	\$	1,462,703

### Grants Awarded (most recent 15 years)



### Endowed vs. Unendowed Funds

Endowed Funds	366	\$	30,398,767	86.71%
Unendowed Funds	78	\$	4,659,541	13.29%
<b>Total</b>	<b>444</b>	<b>\$</b>	<b>35,058,308</b>	<b>100.00%</b>

### Summary of Funds

Type of Funds:	# of funds	Amount of Funds	% of \$
Unrestricted Funds	24	\$3,006,620	8.58%
Donor Advised Funds	35	\$1,179,489	3.36%
Designated Funds	129	\$13,199,247	37.65%
Field of Interest Funds	34	\$3,440,649	9.81%
Agency Funds	75	\$3,683,377	10.51%
Scholarship Funds	136	\$8,735,443	24.92%
Split Interest Funds	11	\$1,813,483	5.17%
<b>Total</b>	<b>444</b>	<b>\$35,058,308</b>	<b>100.00%</b>

### SUMMARY OF FUNDS

