

# COMMUNITY FOUNDATION FOR NORTHEAST MICHIGAN

As of: September 30, 2013

## State of the Foundation

Financial Information		
Total Assets as of: September 2013		
September-13	<b>\$28,418,210</b>	<b>+ 6.09%</b>
June-13	<b>\$26,785,295</b>	<b>- 0.44%</b>
March-13	<b>\$26,773,319</b>	<b>+7.66%</b>
December-12	<b>\$24,868,040</b>	<b>+2.56%</b>
September-12	<b>\$24,245,962</b>	
Fiscal Year Expenses		
As of September 30, 2012 over (under)		
Actual	Apprvd Budget	Variance
\$ 357,290	\$ 351,551	\$ 5,739

Key Items to Note		
Women's Giving Circle Fund		
September-13	<b>\$138,824</b>	<b>+3.89%</b>
June-13	<b>\$133,618</b>	<b>+8.58%</b>
March-13	<b>\$123,054</b>	<b>+6.56%</b>
December-12	<b>\$115,469</b>	<b>+7.19%</b>
September-12	<b>\$107,722</b>	

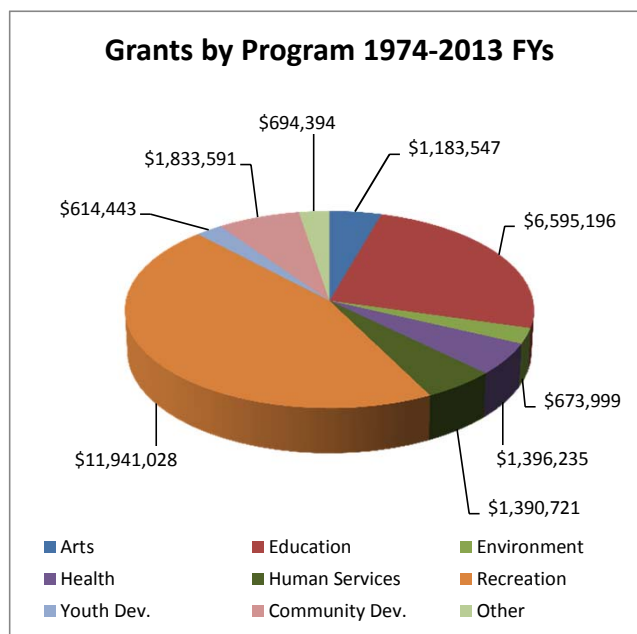
New Funds Opened	
1974-2013 Fiscal Years	
1974-1998	117
1999	33
2000	25
2001	38
2002	14
2003	20
2004	20
2005	20
2006	25
2007	17
2008	13
2009	12
2010	14
2011	31
2012	6
2013	11
<b>Total # of Funds</b>	<b>416</b>

Contribution History	
1974-2013	
1974-1998	\$ 10,292,366
1999	\$ 3,687,196
2000	\$ 2,464,853
2001	\$ 1,629,478
2002	\$ 981,847
2003	\$ 1,484,129
2004	\$ 2,940,215
2005	\$ 5,442,282
2006	\$ 1,121,682
2007	\$ 828,947
2008	\$ 1,239,365
2009	\$ 1,398,030
2010	\$ 1,096,639
2011	\$ 877,420
2012	\$ 1,664,593
2013	\$ 1,852,258
<b>Total</b>	<b>\$ 39,001,300</b>

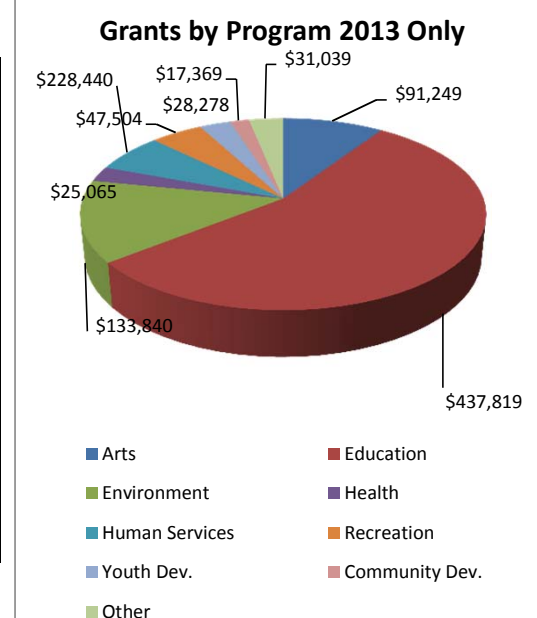
Contributions			
2013 Fiscal Year			
	Dollars	#	% of \$
CFNEM	\$ 1,870,424	3,419	90.9%
NCMCF	51,820	216	2.5%
SACF	105,847	303	5.2%
ICCF	28,850	141	1.4%

Grants Approved			
2013 Fiscal Year			
	Dollars	#	% of \$
CFNEM	\$ 713,150	562	73.35%
NCMCF	103,449	148	10.64%
SACF	81,116	64	8.34%
ICCF	74,554	62	7.67%
<b>Total</b>	<b>\$ 972,269</b>	<b>836</b>	<b>100.00%</b>

TOTAL GRANTS BY PROGRAM		
1974 - 2013 Fiscal Years		
Program	Amount	
Arts	\$	1,183,547
Education	\$	6,595,196
Environment	\$	673,999
Health	\$	1,396,235
Human Services	\$	1,390,721
Recreation	\$	12,014,893
Youth Dev.	\$	614,443
Community Dev.	\$	1,891,209
Other	\$	694,394
<b>Total</b>	<b>\$</b>	<b>26,454,637</b>



TOTAL GRANTS BY PROGRAM		
2013 Fiscal Year Oct. 1, 2012 - Sept. 30, 2013		
Program	Amount	
Arts	\$	91,249
Education	\$	535,171
Environment	\$	133,840
Health	\$	25,065
Human Services	\$	63,553
Recreation	\$	47,504
Youth Dev.	\$	28,278
Community Dev.	\$	17,369
Other	\$	31,039
<b>Total</b>	<b>\$</b>	<b>973,068</b>



# COMMUNITY FOUNDATION FOR NORTHEAST MICHIGAN

As of: September 30, 2013

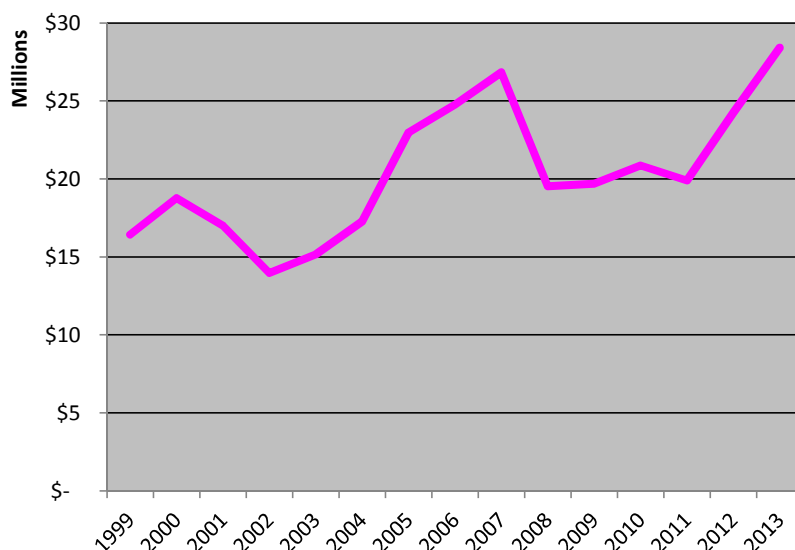
## State of the Foundation

### Growth History

#### Total Assets 15 year history

1999	\$	16,422,074
2000	\$	18,772,544
2001	\$	17,001,146
2002	\$	13,970,675
2003	\$	15,150,827
2004	\$	17,277,859
2005	\$	22,968,969
2006	\$	24,765,922
2007	\$	26,836,442
2008	\$	19,521,589
2009	\$	19,689,625
2010	\$	20,859,468
2011	\$	19,894,350
2012	\$	24,245,962
2013	\$	28,418,210

### Asset Growth (most recent 15 years)



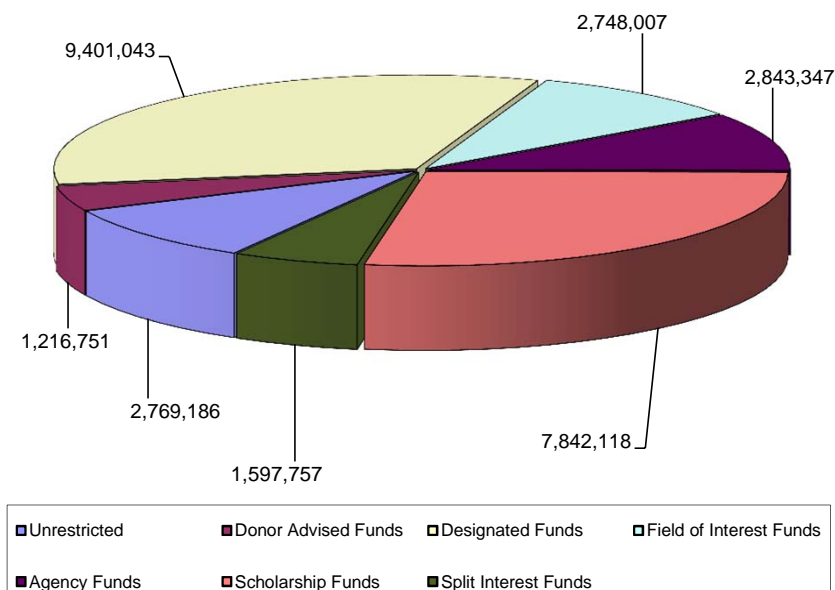
### Endowed vs. Unendowed Funds

Endowed Funds	379	\$	24,058,190	84.66%
Unendowed Funds	37	\$	4,360,020	15.34%
<b>Total</b>	<b>416</b>	<b>\$</b>	<b>28,418,210</b>	<b>100.00%</b>

### Summary of Funds

Type of Funds:	# of funds	Amount of Funds	% of \$
Unrestricted Funds	23	\$2,769,186	9.74%
Donor Advised Funds	33	\$1,216,751	4.28%
Designated Funds	119	\$9,401,043	33.08%
Field of Interest Funds	27	\$2,748,007	9.67%
Agency Funds	79	\$2,843,347	10.01%
Scholarship Funds	124	\$7,842,118	27.60%
Split Interest Funds	11	\$1,597,757	5.62%
<b>Total</b>	<b>416</b>	<b>\$28,418,209</b>	<b>100.00%</b>

### SUMMARY OF FUNDS



### Grant History

#### Total Grants 15 year history

1999	\$	868,117
2000	\$	1,375,148
2001	\$	1,317,527
2002	\$	1,960,605
2003	\$	2,143,990
2004	\$	2,356,497
2005	\$	1,109,062
2006	\$	890,450
2007	\$	1,550,817
2008	\$	4,015,562
2009	\$	734,804
2010	\$	1,138,486
2011	\$	1,065,348
2012	\$	960,070
2013	\$	972,268

### Grants Awarded (most recent 15 years)

